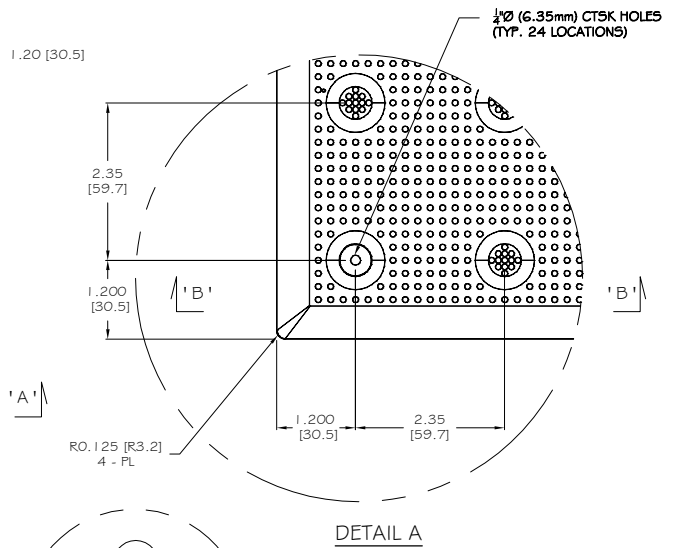
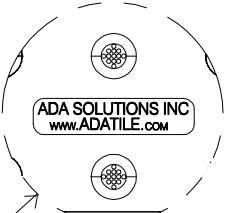


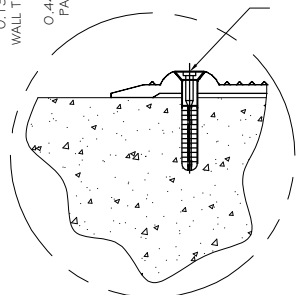
SURFACE APPLIED PANEL - TOP VIEW



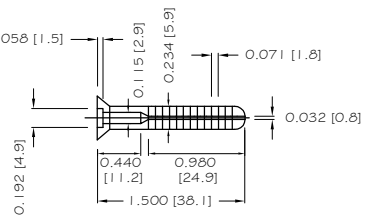
DETAIL A



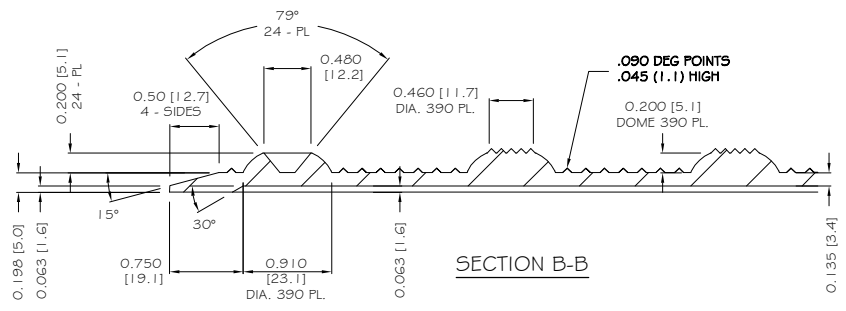
SECTION A-A



**DETAIL B
PANEL INSTALLATION**



**COMPOSITE SLEEVE ANCHOR
WITH STAINLESS STEEL NAIL
1/4" X 1 1/2" (6.35mm X 38.1mm)**



SECTION B-B

ALL DIMENSIONS NOMINAL
PRIMARY DIMENSION INCHES
mm IN PARENTHESES

TRADE TACTILE WARNING SURFACE	PART NO. 3660IDRET2_
MATERIAL SMC COMPOSITE	

PROJECT
SURFACE APPLIED TACTILE
WARNING SURFACE PANEL
24-ANCHOR LOCATIONS
2.35" (59.7MM) IN LINE TRUNCATED DOME
PART SIZE: 36" x 60" (914MM X 1524MM)
PLANS AND DETAILS

DRAWING NO. ADA-SA3660_2	DATE 06-16-17
-----------------------------	------------------



WWW.ADATILE.COM
PHONE: (800)372-0519
EMAIL: INFO@ADATILE.COM