
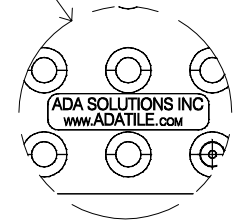
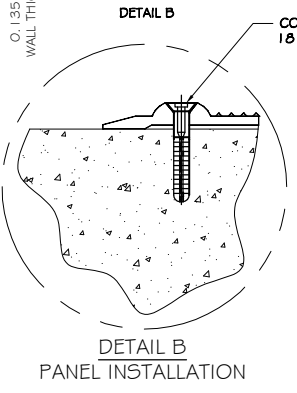


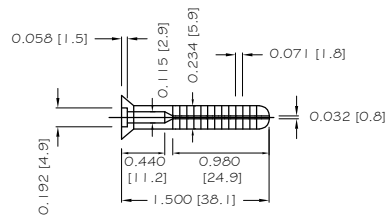
SURFACE APPLIED PANEL - TOP VIEW



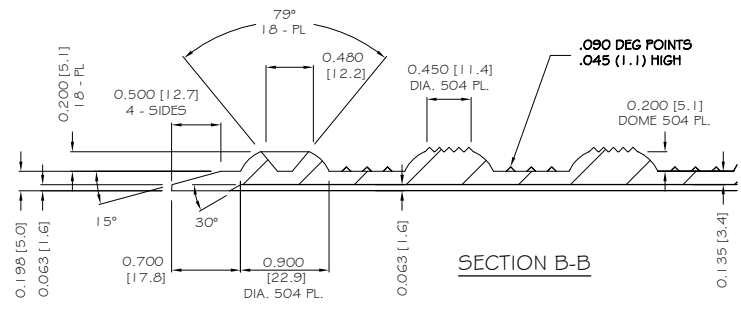
SECTION A-A



**COMPOSITE SLEEVE ANCHOR  
18 TOTAL PER PANEL**



COMPOSITE SLEEVE ANCHOR  
WITH STAINLESS STEEL NAIL  
1/4" X 1 1/2" (6.35mm X 38.1mm)



SECTION B-B

|  |                         |
|--|-------------------------|
| ALL DIMENSIONS NOMINAL<br>PRIMARY DIMENSION INCHES<br>mm IN PARENTHESES  |                         |
| TRADE<br>TACTILE WARNING SURFACE   | PART NO.<br>2460IDRET1_ |
| MATERIAL<br>SMC COMPOSITE  |                         |
| <b>PROJECT</b><br>SURFACE APPLIED TACTILE<br>WARNING SURFACE PANEL<br>18-ANCHOR LOCATIONS<br>1.670" (42.4MM) IN LINE TRUNCATED DOME<br>PART SIZE: 24" x 60" (610MM X 1524MM)<br>PLANS AND DETAILS  |                         |
| DRAWING NO.<br>ADA-SA2460_1  | DATE<br>06-16-17        |
| <br><b>ADA SOLUTIONS, INC.</b><br>DETECTABLE WARNING SURFACES<br>FOR PEDESTRIAN CROSSINGS<br><br>WWW.ADATILE.COM<br>PHONE: (800)372-0519<br>EMAIL: INFO@ADATILE.COM |                         |