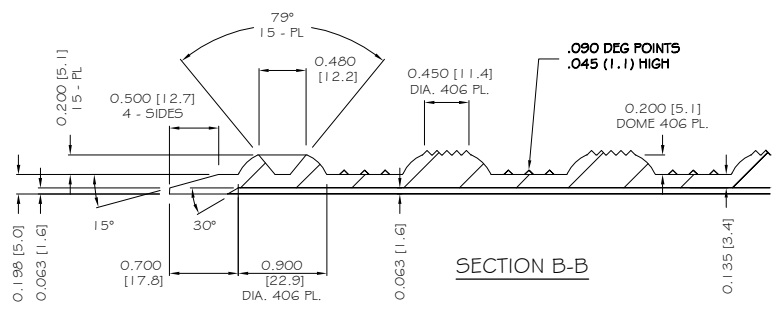
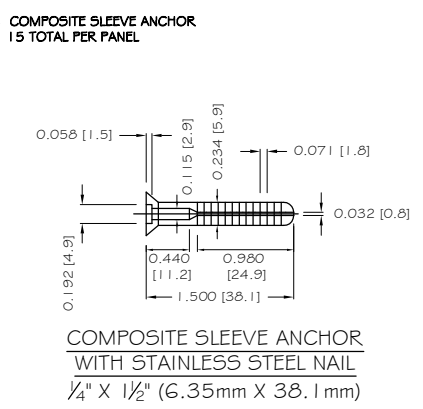
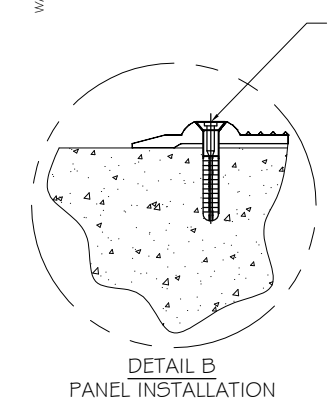
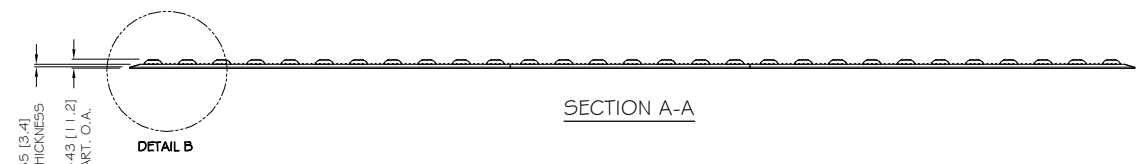


NOTE: PRIMARY DIMENSION INCHES
 mm IN PARENTHESES



TRADE TACTILE WARNING SURFACE		PART NO. 2448IDRET1_	
MATERIAL SMC COMPOSITE			
PROJECT SURFACE APPLIED TACTILE WARNING SURFACE PANEL 15-ANCHOR LOCATIONS 1.670" (42.4MM) IN LINE TRUNCATED DOME PART SIZE: 24" x 48" (610MM X 1219MM) PLANS AND DETAILS			
DRAWING NO. ADA-SA2448_1		DATE 06-30-13	
 ADA SOLUTIONS, INC. DETECTABLE WARNING SURFACES FOR PEDESTRIAN CROSSINGS WWW.ADATILE.COM PHONE: (800)372-0519 EMAIL: INFO@ADATILE.COM			