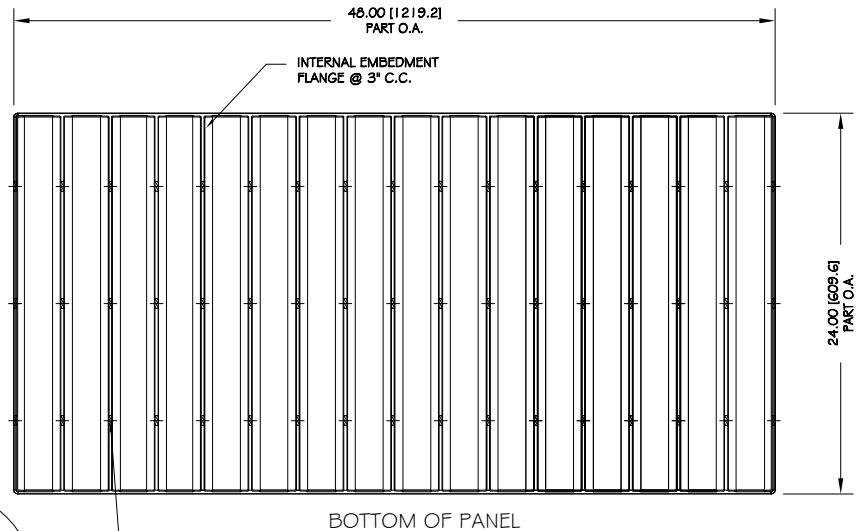
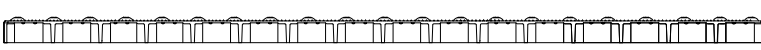


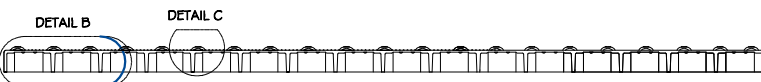
TOP OF PANEL



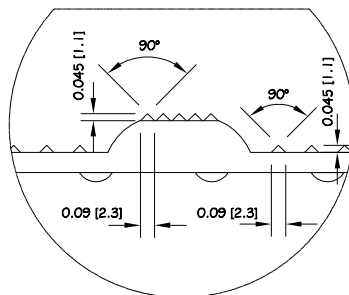
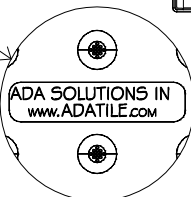
BOTTOM OF PANEL



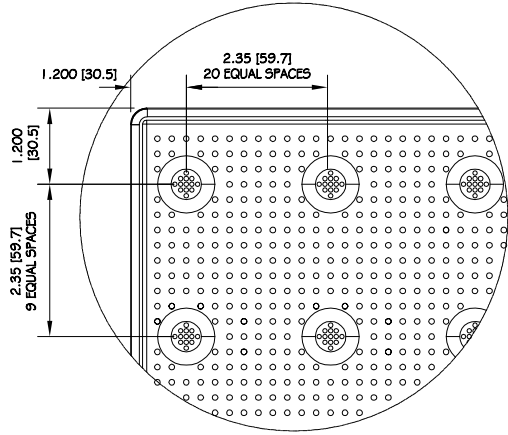
ELEVATION



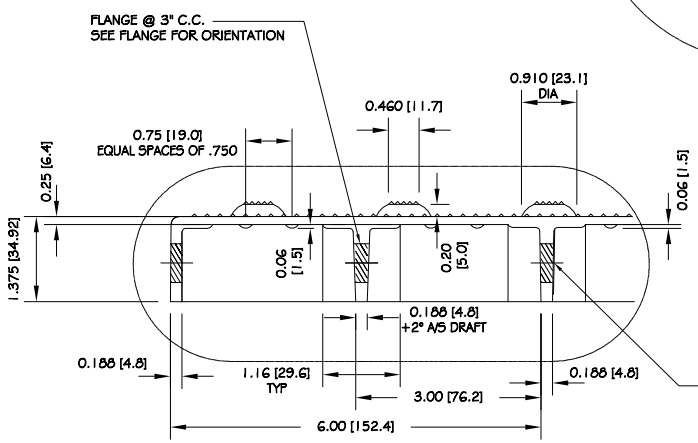
SECTION A-A



DETAIL C



DETAIL A



DETAIL B

ALL DIMENSIONS NOMINAL PRIMARY DIMENSION INCHES mm IN PARENTHESES	
TRADE TACTILE WARNING SURFACE	PART NO. 2448IDPAV2_
MATERIAL SMC COMPOSITE	
PROJECT CAST-IN-PLACE TACTILE WARNING SURFACE UNIT 2.350" (59.7mm) IN LINE TRUNCATED DOMI PART SIZE: 24" (610mm) x 48" (1219mm) PLANS AND DETAILS	
DRAWING NO. ADA-CIP2448_2	DATE 06-15-17
 ADA SOLUTIONS, INC. DETECTABLE WARNING SURFACES FOR PEDESTRIAN CROSSINGS WWW.ADATILE.COM PHONE: (800)372-0519 EMAIL: INFO@ADATILE.COM	