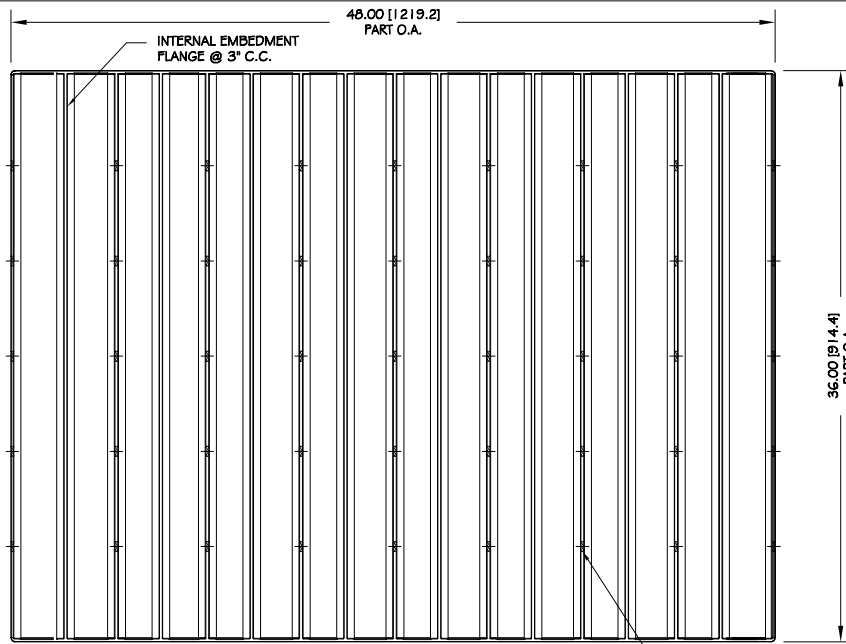


TOP OF PANEL

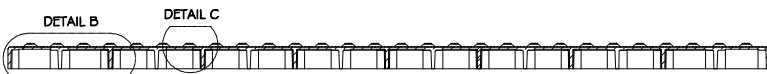


BOTTOM OF PANEL

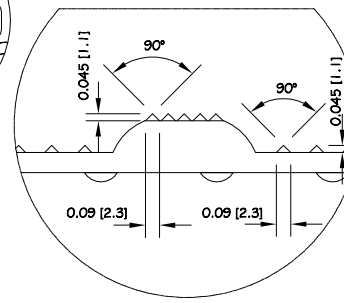
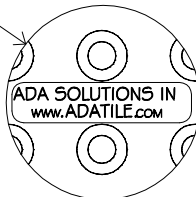
0.625" DIA. HOLE EMBEDMENT FLANGES



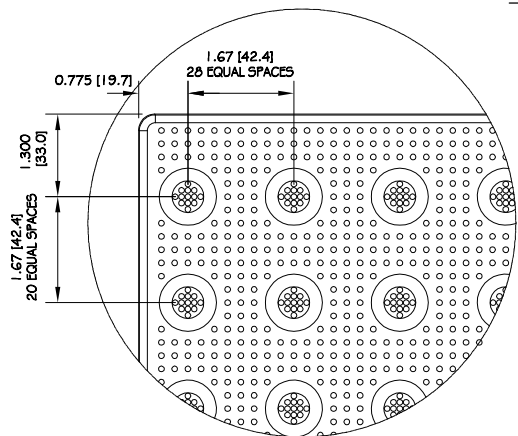
ELEVATION



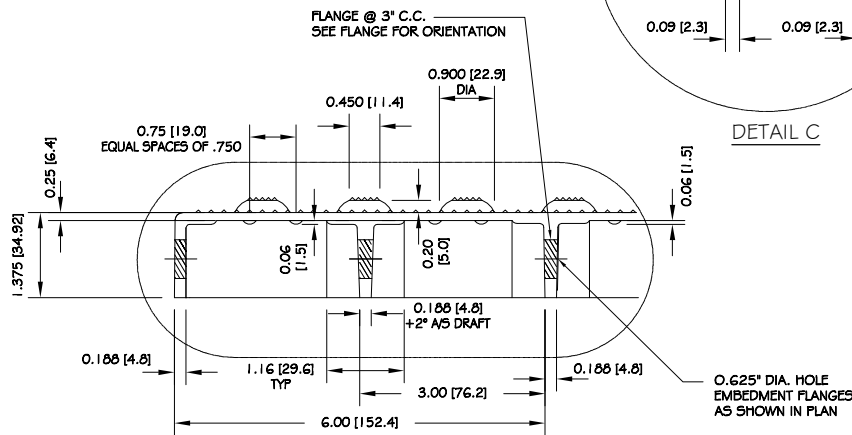
SECTION A-A



DETAIL C



DETAIL A



DETAIL B

0.625" DIA. HOLE EMBEDMENT FLANGES AS SHOWN IN PLAN

ALL DIMENSIONS NOMINAL
PRIMARY DIMENSION INCHES
mm IN PARENTHESES

| | |
|----------------------------------|-------------------------|
| TRADE TACTILE WARNING SURFACE | PART NO. 3648IDPAVL_ |
| MATERIAL SMC COMPOSITE | |

PROJECT
CAST-IN-PLACE TACTILE
WARNING SURFACE UNIT
1.670" (42.4mm) IN LINE TRUNCATED DOME
PART SIZE: 36" (914mm) x 48" (1219mm)
PLANS AND DETAILS

| | |
|------------------------------|------------------|
| DRAWING NO. ADA-CIP3648_1 | DATE 06-15-17 |
|------------------------------|------------------|



WWW.ADATILE.COM
PHONE: (800)372-0519
EMAIL: INFO@ADATILE.COM